


lotts

architecture and urbanism ltd

RIAI ACCREDITED CONSERVATION ARCHITECTS GRADE I

**THE MALONE MAUSOLEUM,
KILBIXY, Co WESTMEATH**




**Conservation Report
APPENDIX 2:
DRAWINGS and PHOTOGRAPHIC SURVEY**

| | | | |
|---|--------------------------|---------------------------------|--|
| THE MALONE MAUSOLEUM, KILBIXY CO. WESTMEATH | Location: Context | Inventory Ref No. N/A | |
| PHOTOGRAPHIC SURVEY | | | |

Notes:



View of southwestern façade



Context view with St Bigseach's Church and Malone burial plot



Context view of mausoleum from the north



Aerial imagery of Malone Mausoleum in context

THE MALONE MAUSOLEUM, KILBIXY CO. WESTMEATH

Location: **Pyramid roof detail**


Inventory Ref No.

PHOTOGRAPHIC SURVEY

Notes:



Aerial view of pyramid



Upper stone courses to top of pyramid



View of limestone cornice and stepped base to front



View of cornice and steps to base of pyramid



View of limestone cornice and stepped base



Overview of pyramid from the south-west

| | | | |
|---|-------------------------------|-------------------|--|
| THE MALONE MAUSOLEUM, KILBIXY CO. WESTMEATH | Location: Pyramid roof detail | Inventory Ref No. | |
| PHOTOGRAPHIC SURVEY | | | |

| | |
|--------|--|
| Notes: | |
| | |
| | |



Close up of vegetation growth and vent detail



Widespread vegetation growth to base of pyramid



Overview of stepped base to pyramid



Widespread vegetation growth to base of pyramid



Stone blocks removed to upper pyramid during opening up works 2022



Stone blocks removed to lower pyramid during opening up works 2022

| | | | |
|---|---|---------------------------------|--|
| THE MALONE MAUSOLEUM, KILBIXY CO. WESTMEATH | Location: Opening works of pyramid | Inventory Ref No. N/A | |
| PHOTOGRAPHIC SURVEY | | | |

| |
|--------|
| Notes: |
| |
| |
| |



Limestone block being removed during opening-up works



Ashlar limestone blocks removed revealing inner brick structure



Stepped brick inner-lining behind ashlar limestone pyramid



Iron cramp



Gaps behind stonework allowing water ingress




Wrought-iron vent detail

| | | | |
|---|-------------------------------|--------------------------|--|
| THE MALONE MAUSOLEUM, KILBIXY CO. WESTMEATH | Location: Interior of pyramid | Inventory Ref No. N/A | |
| PHOTOGRAPHIC SURVEY | | | |

Notes:



Wrought-iron bracing and view of lower limestone courses



Brick dome with vent to opposite side



Interior view showing pooled water to corners above groin vault



Wrought-iron fixing above central vent



Interior view of vent opening



Stone ledging to perimeter of dome

| | | | |
|---|---|---------------------------------|--|
| THE MALONE MAUSOLEUM, KILBIXY CO. WESTMEATH PHOTOGRAPHIC SURVEY | Location: Front (North-east) Elevation | Inventory Ref No. N/A | |
|---|---|---------------------------------|--|

Notes:



Front elevation of Malone mausoleum



Entrance doorcase with cut stone surround



Front threshold of mausoleum



Column capital detail



Water saturation to external walls



Water saturation to external walls

| | | | |
|---|---------------------------------------|--------------------------|--|
| THE MALONE MAUSOLEUM, KILBIXY CO. WESTMEATH | Location: Side (South-east) Elevation | Inventory Ref No. N/A | |
| PHOTOGRAPHIC SURVEY | | | |

Notes:




South-east elevation



Ashlar stone detailing



South-east elevation



Water saturation to external walls



Water saturation to external walls


| | | | |
|--|--|---------------------------------|--|
| THE MALONE MAUSOLEUM, KILBIXY CO. WESTMEATH | Location: Side (South-west) Elevation | Inventory Ref No. N/A | |
| PHOTOGRAPHIC SURVEY | | | |
| Notes: | | | |
| | | | |



South-west elevation



View of the mausoleum from the south



Ashlar limestone façade detailing



Malone family crest and motto, 'Fidelis Ad Urnam' – Faithful to the end



Water saturation to external walls



Staining and water damage to external façade.

| | | | |
|---|---------------------------------------|--------------------------|--|
| THE MALONE MAUSOLEUM, KILBIXY CO. WESTMEATH | Location: Side (North-west) Elevation | Inventory Ref No. N/A | |
| PHOTOGRAPHIC SURVEY | | | |

Notes:



North-west elevation



Water saturation to external cornice



Water saturation to external walls




Chiselled limestone ashlar detailing

| | | | |
|---|--------------------|-------------------|--|
| THE MALONE MAUSOLEUM, KILBIXY CO. WESTMEATH | Location: Railings | Inventory Ref No. | |
| PHOTOGRAPHIC SURVEY | | N/A | |

Notes:



Limestone stepped threshold and railings




Historic entrance gates and railings



Mason Dawson Street



Wrought and cast-iron railing detail




Limestone paving to threshold



Wrought and cast-iron railing detail



Pins and railing junctions



Lead soldering detail


| | | |
|--|--------------------------------------|-------------------|
| THE MALONE MAUSOLEUM, KILBIXY CO. WESTMEATH | Location: Paving to threshold | Inventory Ref No. |
| PHOTOGRAPHIC SURVEY | | |
| Notes: | | |
| | | |
| | | |



Stone paving inside entrance gates to north-east



View of cracked paving slabs to north-east side



View of paving slabs to south-east elevation




View of paving to south-east




Weeds and vegetation growth between paving



View of stone paving to south-west side



View of stone paving slabs to north-west side



Damage to stone paving slabs

| | | |
|--|--------------------|-------------------|
| THE MALONE MAUSOLEUM, KILBIXY CO. WESTMEATH | Location: Interior | Inventory Ref No. |
| PHOTOGRAPHIC SURVEY | | |
| Notes: | | |
| | | |
| | | |




Interior of mausoleum showing extensive water ingress




Detailing of slate sarcophagus and memorial slab



slate sarcophagus and memorial slab



Interior of mausoleum showing extensive water ingress




Vault detailing with central vent



Interior of mausoleum showing extensive water ingress



View through entrance doors to mausoleum interior



View of interior of mausoleum door

| | | | |
|---|-----------------------------------|-------------------|--|
| THE MALONE MAUSOLEUM, KILBIXY CO. WESTMEATH PHOTOGRAPHIC SURVEY | Location: Interior details | Inventory Ref No. | |
|---|-----------------------------------|-------------------|--|

Notes:



Sarcophagus to the memory of the Right Hon. Richard Lord Sunderlin



Sarcophagus to the memory of Edmond Malone Esq



Sarcophagus to the memory of the Right Hon. Anthony Malone




Claw foot detailing



Carved detailing



White marble memorial slab



White marble memorial slab




Lifted marble slab to plinth

| | | |
|--|-------------------------------|--------------------------|
| THE MALONE MAUSOLEUM, KILBIXY CO. WESTMEATH | Location: Burial crypt | Inventory Ref No. |
| PHOTOGRAPHIC SURVEY | | |
| Notes: | | |
| | | |



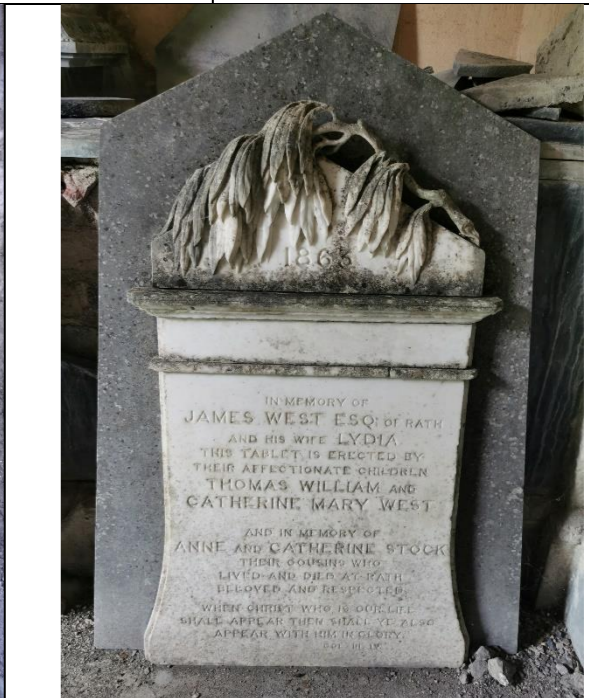
Calcite water staining



Memorial slab to Richard Malone from St. Bigseach's Church



18th century grave marker



Memorial slab taken from St. Bigseach's



Chequered stone floor detail with damage to floor edging



Chequered stone floor detail



18th century grave marker from surrounding cemetery

| | | | |
|---|--|-------------------|--|
| THE MALONE MAUSOLEUM, KILBIXY CO. WESTMEATH Location: Burial crypt | | Inventory Ref No. | |
| PHOTOGRAPHIC SURVEY | | | |
| Notes: | | | |
| | | | |
| | | | |



Lead lined caskets and limestone shelf within crypt



View looking down into burial crypt



View of wrought-iron anchor straps for supporting the floor



Vandalism evident to lead coffins



View of brick vaulting to crypt



Brick arch of vaulted crypt beneath